


SPEC SHEET



FEATURES


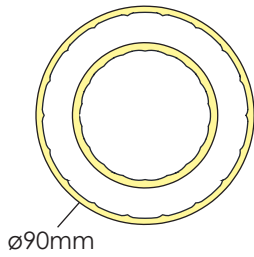
- 4 lengths available
- Glass and acrylic double-shelled diffuser
- Remoted driver, dim or non-dim available
- Wide range of finishes
- 100% recyclable, extruded architectural grade T6063 aluminum

MOUNTING

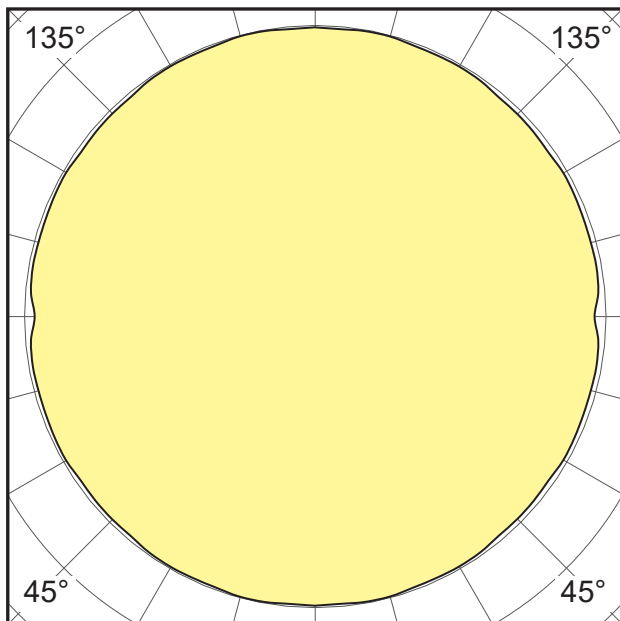
- Suspended, wall



DIMENSIONS



DISTRIBUTIONS



ORDERING INFO

1. BASIC MODEL

CLARA ROD 90-S	Suspended
----------------	-----------

CLARA ROD 90-WM	Wall mount
-----------------	------------

2. SIZE AND SHAPE

1061mm	Specify the length in mm. Actual length may vary slightly.
--------	--

1361mm	Specify the length in mm. Actual length may vary slightly.
--------	--

1661mm	Specify the length in mm. Actual length may vary slightly.
--------	--

1961mm	Specify the length in mm. Actual length may vary slightly.
--------	--

3. LED LAMPING - DIRECT LIGHT

LOW - xxxxK	Linear LED strip, low output, LED 13W/M
--------------------	---

MED - xxxxK	Linear LED strip, mediate output, LED 18W/M
--------------------	---

STD - xxxxK	Linear LED strip, standard output, LED 25W/M
--------------------	--

Note: Standard CCT: **3000K, 3500K, 4000K**; **CRI80 and CRI90** are available.

Other option: 2700K, 5000K, 5700K, 6500K, red, green, blue, TUNE(2700K-6500K). Contact factory for details.

4. DRIVER

STD	Non-dimmable
-----	--------------

0/1-10V	1-10V / 0-10V dimming
---------	-----------------------

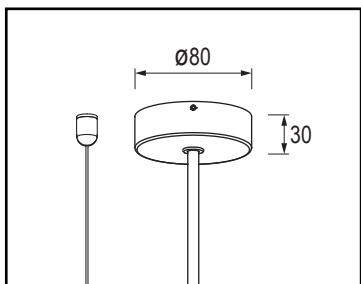
DALI	DALI dimming
------	--------------

DMX	DMX dimming
-----	-------------

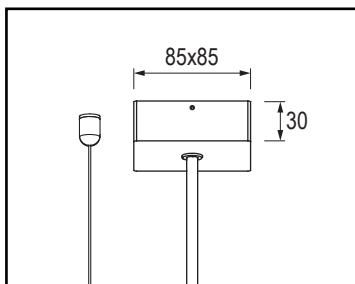
OTHER	Consult factory for options
-------	-----------------------------

5. SUSPENSION MOUNT CANOPY

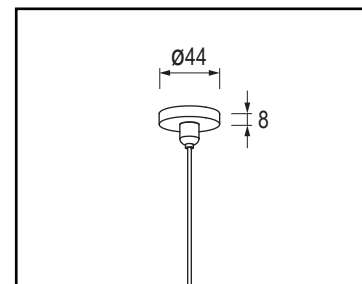
RC	Canopy in round shape - suspended only
SC	Canopy in square shape - suspended only
PS	Powered suspension kits, no canopy- suspended only



Round canopy



Square canopy




Powered suspension kit

6. FINISH

BK	Matt black powercoat
WH	Matt white powercoat
SG	Silver grey powercoat
CF	Custom finish - RAL or Pantone or other finish options



Matt black



Matt white



Silver grey



Custom

7. OPTIONAL ADD-ONS

EM	1.5 hour emergency kit (remote only)
SS	PIR sensor
OTHERS	Consult factory for options

SPECIFICATION DETAILS

PERFORMANCE DATA - LED LAMPING

OUTPUT OPTIONS	DELIVERED LUMENS	WATTS	CRI OPTIONS	CCT OPTIONS	LED LAMPING
LOW-3000K	1992	22	80 90	2700K 3000K 3500K 4000K 5000K 6500K	Linear LED, 3000K
STD-3000K	2989	33.3			Linear LED, 3000K
HI-3000K	3933	43.8			Linear LED, 3000K
LOW-4000K	2110	22			Linear LED, 4000K
STD-4000K	3167	33.3			Linear LED, 4000K
HI-4000K	4166	43.8			Linear LED, 4000K

Note: Data provided is from a photometric test of 1.5 meter hex fixture output with 90CRI at 4000K using a non-dimmable driver.



*More information and data,
please visit:
www.zalite.cn*

V1.0_2026-01