


## SPEC SHEET

---



## FEATURES


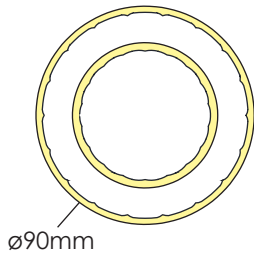
- 4 lengths available
- Glass and acrylic double-shelled diffuser
- Remoted driver, dim or non-dim available
- Wide range of finishes
- 100% recyclable, extruded architectural grade T6063 aluminum

## MOUNTING

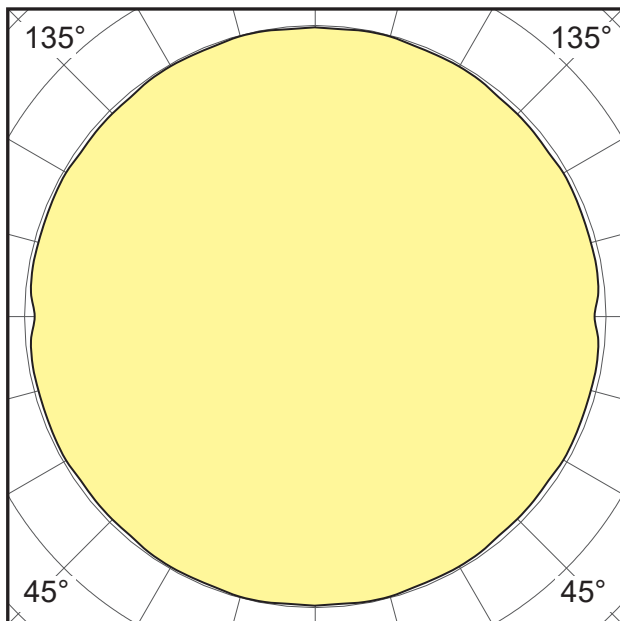
- Suspended, wall



## DIMENSIONS



## DISTRIBUTIONS



## ORDERING INFO

### 1. BASIC MODEL

CLARA ROD 90-S	Suspended
----------------	-----------

CLARA ROD 90-WM	Wall mount
-----------------	------------

### 2. SIZE AND SHAPE

1061mm	Specify the length in mm. Actual length may vary slightly.
--------	--

1361mm	Specify the length in mm. Actual length may vary slightly.
--------	--

1661mm	Specify the length in mm. Actual length may vary slightly.
--------	--

1961mm	Specify the length in mm. Actual length may vary slightly.
--------	--

### 3. LED LAMPING - DIRECT LIGHT

LOW - <b>xxxxK</b>	Linear LED strip, low output, LED 13W/M
--------------------	---

MED - <b>xxxxK</b>	Linear LED strip, mediate output, LED 18W/M
--------------------	---

STD - <b>xxxxK</b>	Linear LED strip, standard output, LED 25W/M
--------------------	--

Note: Standard CCT: **3000K, 3500K, 4000K**; **CRI80 and CRI90** are available.

Other option: 2700K, 5000K, 5700K, 6500K, red, green, blue, TUNE(2700K-6500K). Contact factory for details.

### 4. DRIVER

STD	Non-dimmable
-----	--------------

0/1-10V	1-10V / 0-10V dimming
---------	-----------------------

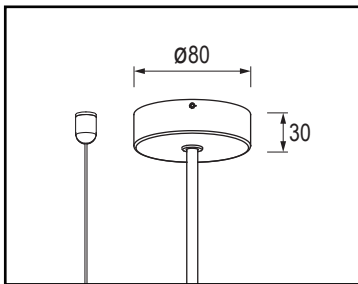
DALI	DALI dimming
------	--------------

DMX	DMX dimming
-----	-------------

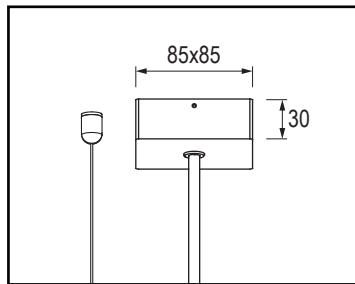
OTHER	Consult factory for options
-------	-----------------------------

## 5. SUSPENSION MOUNT CANOPY

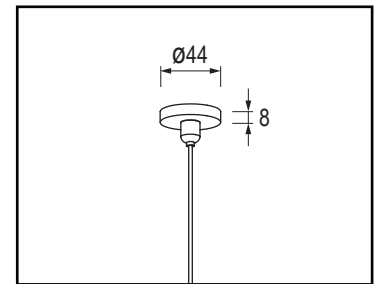
<b>RC</b>	Canopy in round shape - suspended only
<b>SC</b>	Canopy in square shape - suspended only
<b>PS</b>	Powered suspension kits, no canopy- suspended only



Round canopy



Square canopy



Powered suspension kit

## 6. FINISH

<b>BK</b>	Matt black powercoat
<b>WH</b>	Matt white powercoat
<b>SG</b>	Silver grey powercoat
<b>CF</b>	Custom finish - RAL or Pantone or other finish options




Matt black



Matt white



Silver grey



Custom

## 7. OPTIONAL ADD-ONS

<b>EM</b>	1.5 hour emergency kit (remote only)
<b>SS</b>	PIR sensor
<b>OTHERS</b>	Consult factory for options

**SPECIFICATION DETAILS**

**PERFORMANCE DATA - LED LAMPING**

OUTPUT OPTIONS	DELIVERED LUMENS	WATTS	CRI OPTIONS	CCT OPTIONS	LED LAMPING
LOW-3000K	1992	22	80 90	2700K 3000K 3500K 4000K 5000K 6500K	Linear LED, 3000K
STD-3000K	2989	33.3			Linear LED, 3000K
HI-3000K	3933	43.8			Linear LED, 3000K
LOW-4000K	2110	22			Linear LED, 4000K
STD-4000K	3167	33.3			Linear LED, 4000K
HI-4000K	4166	43.8			Linear LED, 4000K

*Note: Data provided is from a photometric test of 1.5 meter hex fixture output with 90CRI at 4000K using a non-dimmable driver.*



*More information and data,  
please visit:  
[www.zalite.cn](http://www.zalite.cn)*

V1.0\_2026-01