


LIGHTPLANE 1 RECESSED

Recessed with Flat Trim - LPLR1FT & LPLR1T

Recessed with Tapered Trim - LPLR1GT

Recessed Trimless - LPLR1



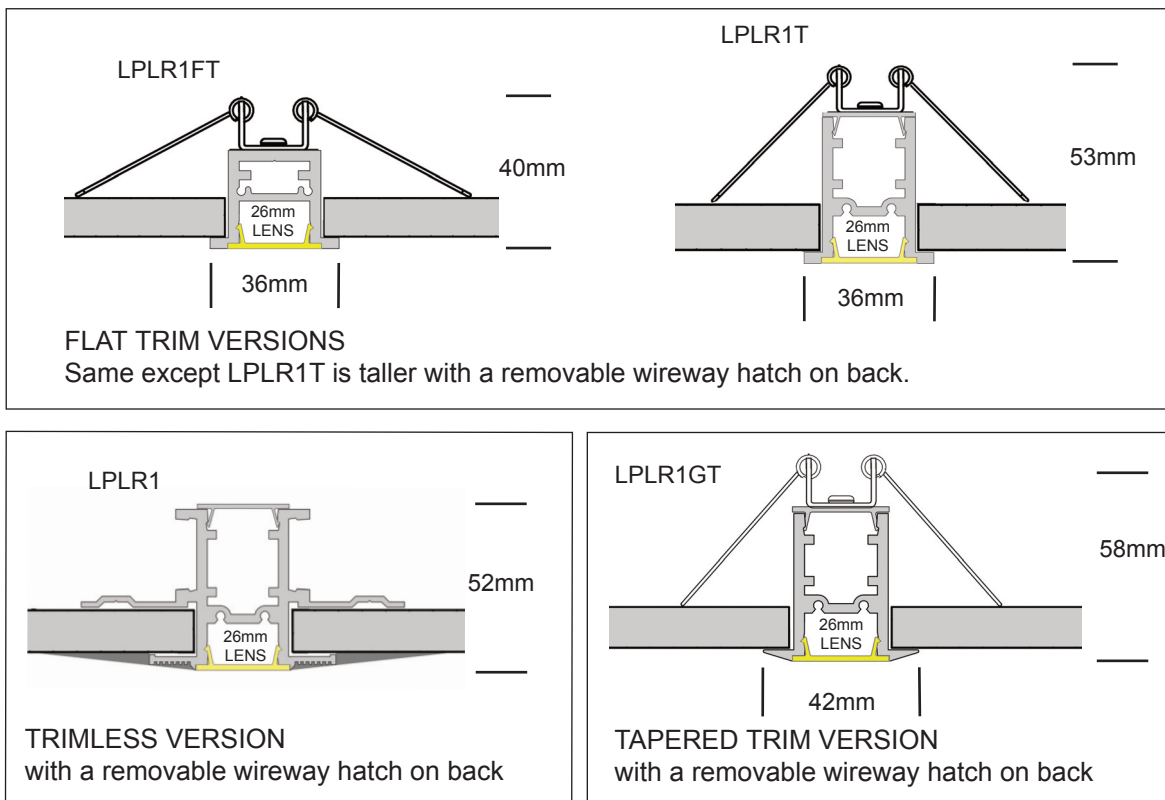
LIGHTPLANE 1 RECESSED

LPLR1FT, LPLR1T, LPLR1, LPLR1GT

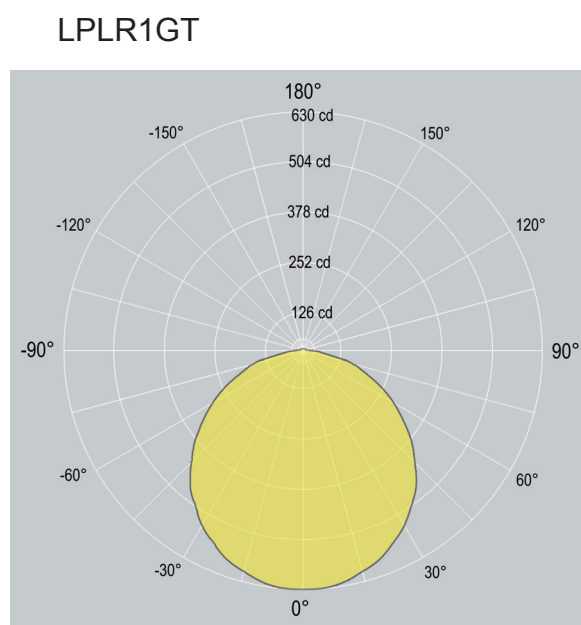
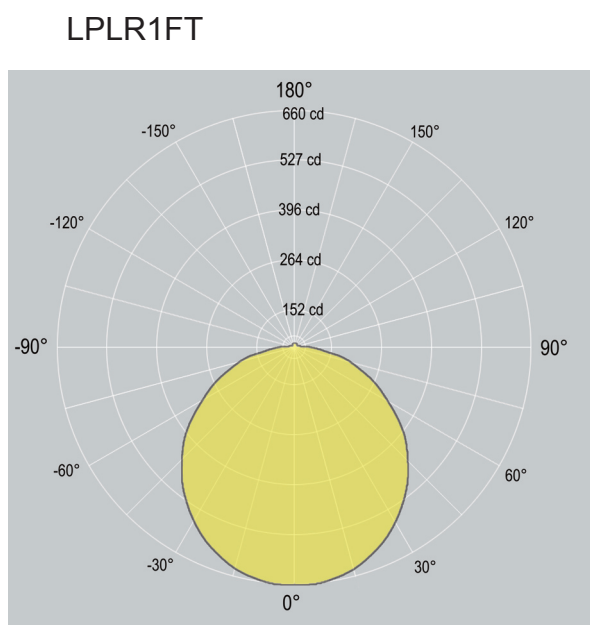


Recessed

Dimensions



Distribution



LIGHTPLANE 1 RECESSED

LPLR1FT, LPLR1T, LPLR1, LPLR1GT

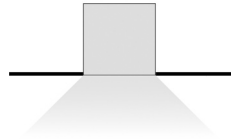


Recessed

1. Base Model

LPLR1FT	Recessed - (Flat Trim)
LPLR1T	Recessed - (Flat Trim with removable wireway hatch)
LPLR1GT	Recessed - (Tapered Trim with removable wireway hatch)
LPLR1	Recessed - (Trimless)

LPLR1FT & LPLR1GT
Recessed



2. Run Length

Enter total linear length, (example: 6M)

3. LED Lamping

LPLR1FT		
STD - xxxxK (example: STD-4000K)	Standard Output, LED 20 W/M, 1900 delivered lm/M , 66 lm/W @ 4000K	
HI - xxxxK (example: HI-4000K)	High Output, LED 30 W/M, 2200 delivered lm/M, 63 lm/W @ 4000K	

LPLR1GT		
STD - xxxxK (example: STD-4000K)	Standard Output, LED 20 W/M, 1800 delivered lm/M , 76 lm/W @ 4000K	
HI - xxxxK (example: HI-4000K)	High Output, LED 30 W/M, 2500 delivered lm/M, 72 lm/W @ 4000K	

CCT: 3000K 3500K 4000K Option: 2700K 5000K 5700K 6500K

	Additional LED Options
CV - xxxxK	Constant Voltage (for custom lengths) - 12Vdc/24Vdc Contact factory for detail
TW	Tunable White (2700K - 6500K) Contact factory for detail
RGBW - xxxxK	Standard Output - RGB+WHITE - 12Vdc/24Vdc Contact factory for detail

4. LED Driver (remote only)

0/1-10V	0/1-10V dimming
DALI	DALI dimming
DMX	DMX dimming
NONDIM	Non-dimmable
OTHER	(Consult factory for options)

5. Finish

AL	Standard, natural aluminum
BK	Black powdercoat
WH	White powdercoat
Custom	Custom Color

6. Additional options (remote only)

EM	1.5 Hour Emergency Kit
MS	Motion sensor
OTHERS	Contact Factory

LIGHTPLANE 1 RECESSED

LPLR1FT, LPLR1T, LPLR1, LPLR1GT

ZALITE

Recessed

Housing

100% recyclable, extruded architectural grade T6063 aluminum

Emergency

Luminaires can be wired for emergency circuit and/or emergency battery backup.
Consult factory for options.


Options

Mitered Corners

Consult factory for mitered corner angle options.

Finish


Standard finish is "Ultimate" aluminum - a smooth, clean and durable finish achieved from a deep-etch and two step clear anodizing process.
White, Black, Custom powdercoat options also available.



Mitered Corners




WH - WHITE



AL - ALUMINUM



BK - BLACK



Custom/____



ISO 9001:2015